

Niagara County Community College



Student Climate Survey 2019

Students

Methods

The Climate Survey is a survey of the campus climate regarding sexual violence and interpersonal violence. Separate surveys are administered via email from State University of New York (SUNY) System Administration to students and employees. Surveys are completed every other year. No one under the age of 18 is surveyed.

3,417 students were sent the Climate Survey on March 18, 2019 via email. Of those 3,417 students, 336 (9.8%) students returned the survey by April 5, 2019.

Survey questions were coded into one of six categories:

1. Student Demographics
2. Perceptions of Fellow Classmates
3. Knowledge of Policies and Procedures
4. Affirmative Consent, College Disciplinary Process, and Criminal Justice System
5. Personal Experiences
6. Student Resources

The student survey coded categories can be found in Appendix A.

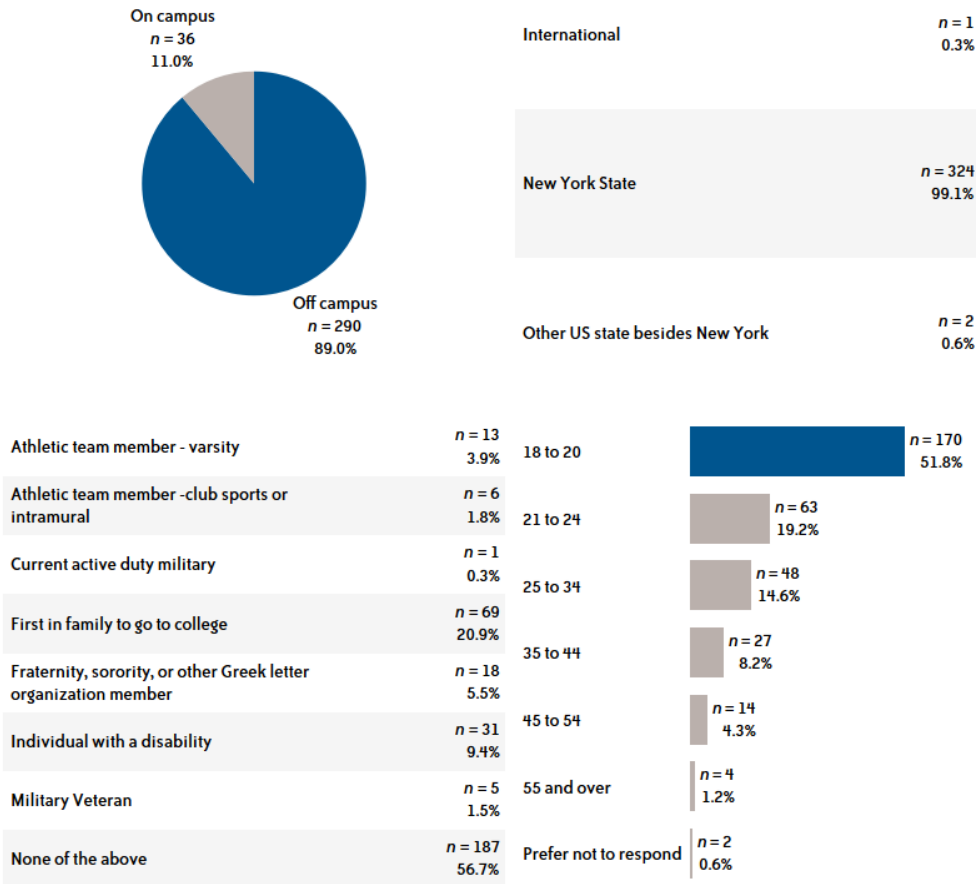
Limitations

336 students returned the survey, though some students did not answer every question on the survey. Results only include non-null responses (student responses).

Results

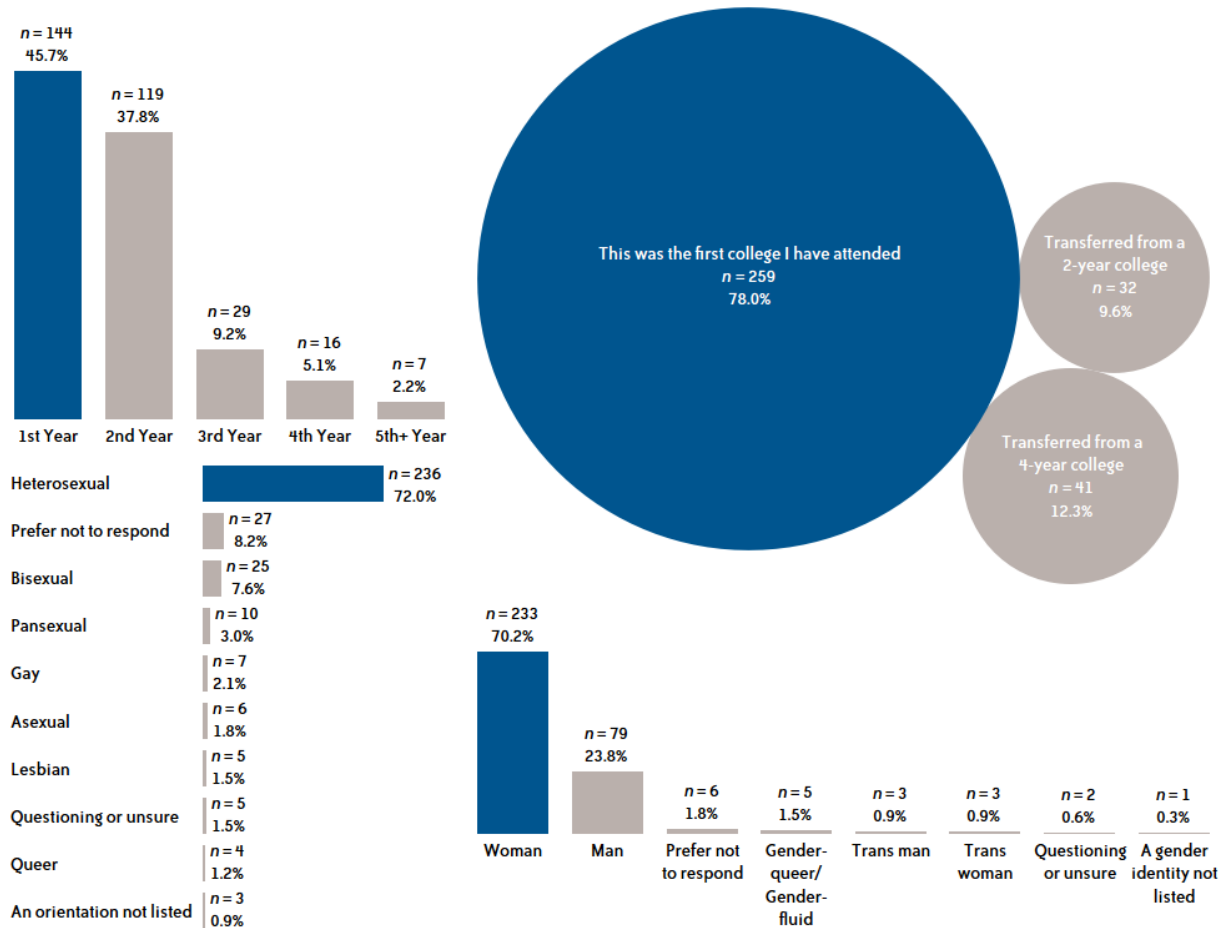
The majority of students lived on campus (11.0%), were New York (NY) State residents (99.1%) and were 18 – 20 years old (51.8%). Students were asked to select, from a list, all items that best described them. From the list provided, a majority of responses identified as the first in their family to go to college ($n = 69$, 20.9%).

Figure 1. Student Demographics



The majority of students were 1st year students ($n = 144, 45.7\%$) who had never attended college before ($n = 259, 78.0\%$). Students were asked to check all sexual orientations and genders they identified with. Heterosexual ($n = 236, 72.0\%$) was the sexuality students identified with the most. Women ($n = 233, 70.2\%$) were most represented in this sample.

Figure 2. Student Demographics Continued



Students were asked to indicate how likely (very likely, likely, unlikely, very unlikely, don't know) their classmates would respond to a list of situations. Very likely and likely were grouped together as well as unlikely and very unlikely. Of the list of situations, students felt their classmates would likely get help and resources for a friend who told them that they have been assaulted ($n = 172, 75.4\%$). Students felt their classmates were least likely to express their discomfort if someone made a joke about a person's body ($n = 94, 41.2\%$).

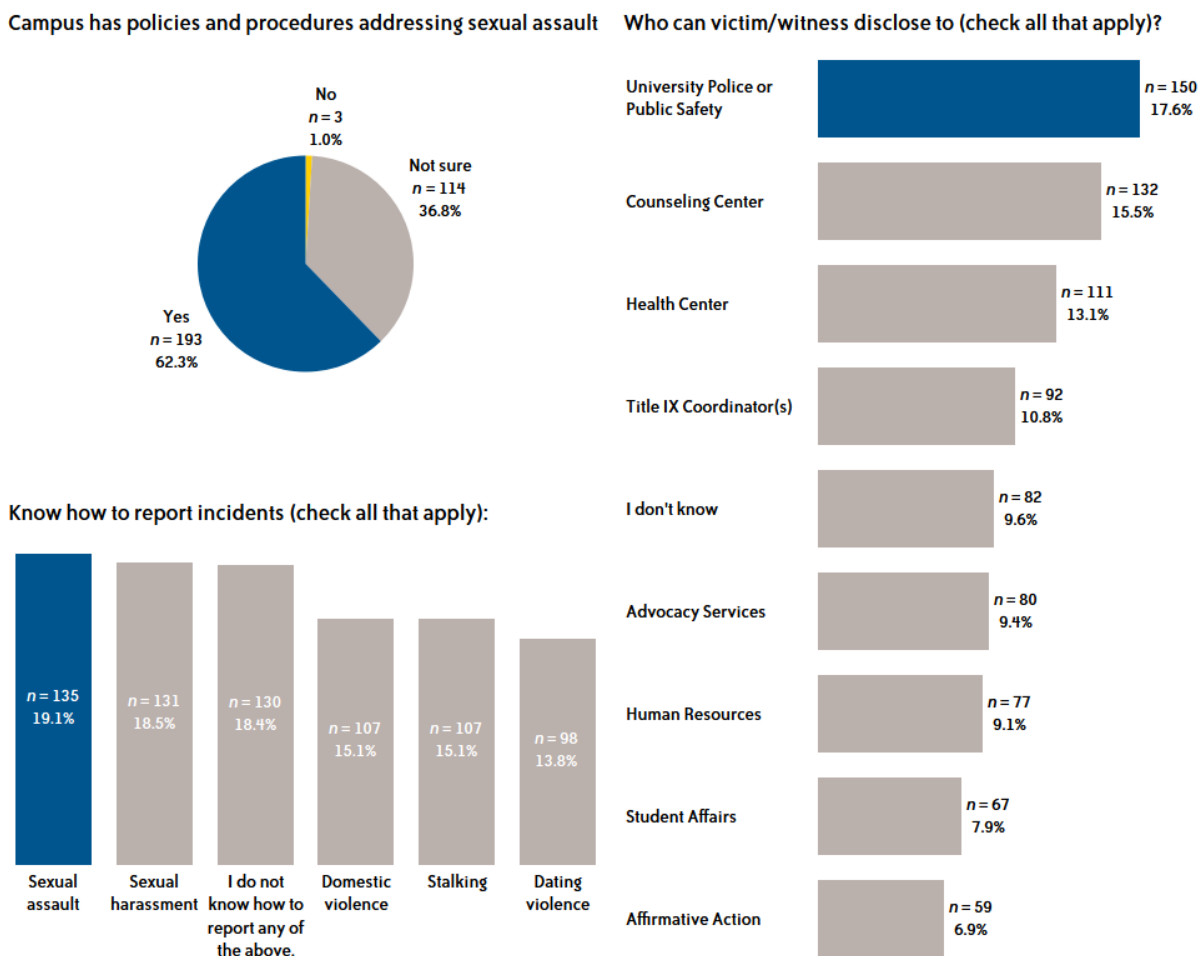
Figure 3. Perceptions of Fellow Classmates



Students were asked if their campus had policies and procedures addressing sexual assault. Over 62.0% ($n = 193$) of students affirmed their campus had policies and procedures addressing sexual assault.

Students were provided a list of incidents and were asked if they knew how to report any of the incidents: 1) Sexual assault, 2) Sexual harassment, 3) Domestic violence, 4) Dating violence, 5) Stalking, 6) I do not know how to report any of the above. How to report sexual assault was most familiar to students ($n = 135$, 19.1%) and reporting dating violence was least familiar to students ($n = 98$, 13.8%). The University Police or Public Safety was an authority that was most frequently identified as available to receive reports of instances of sexual assault ($n = 150$, 17.6%).

Figure 4. Knowledge of Policies and Procedures

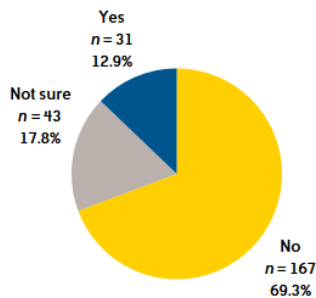


Students were surveyed about campus policies and procedures, specifically about the role of the Title IX Coordinator and about the SUNY alcohol and/or drug policy. According to niagaracc.suny.edu (Title IX. (n.d.). Retrieved from <http://niagaracc.suny.edu/compliance/titleix.php>), "Title IX of the Education Amendment of 1972 prohibits sex discrimination in all educational programs and activities. Sex discrimination includes all forms of sexual harassment, including verbal sexual harassment and sexual violence by employees, students, or third parties against employees, students or third parties. Niagara County Community College is fully compliant with Title IX and applies compliance to athletics, admissions, financial aid, academic matters, career services, counseling and medical services and all other programs/activities available to students, as well as in the workplace for faculty and staff. The Title IX Officer is responsible for facilitating the investigation and remedies, as well as offer support resources to the victim/complainant, for any allegation of sex or gender-based harassment, discrimination, misconduct, violence or any other conduct covered by Title. The Title IX Officer works closely with Student Services, Academic Affairs, Human Resources, Campus Security and other office during Title IX investigation and to provide education programming for the campus community."

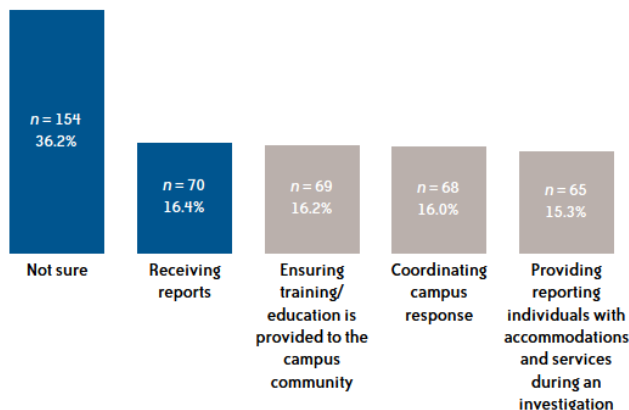
The majority of students did not know how to find the Title IX Coordinator ($n = 167, 69.3\%$). Students were asked to identify the role(s) of the Title IX Coordinator. Responses indicated a lack of awareness surrounding the role(s) of the Title IX Coordinator ($n = 154, 36.2\%$).

Figure 5. Knowledge of Policies and Procedures Continued

Do you know how to find the Title IX Coordinator?



Roles of the Title IX Coordinator (check all that apply):



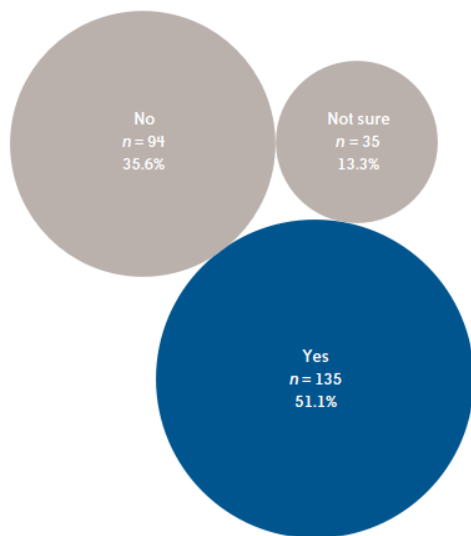
SUNY has a policy for alcohol and/or drug use amnesty in reporting sexual violence cases. This policy was provided on the survey and is written below.

“The health and safety of every student at the State University of New York and its State-operated and community colleges is of utmost importance. Niagara County Community College recognizes that students who have been drinking and/or using drugs (whether such use is voluntary or involuntary) at the time that violence, including but not limited to domestic violence, stalking, or sexual assault occurs may be hesitant to report such incidents due to fear of potential consequences for their own conduct. Niagara County Community College strongly encourages students to report incidents of domestic violence, dating violence, stalking, or sexual assault to institution officials. **A bystander acting in good faith or a reporting individual acting in good faith that discloses any incident of domestic violence, dating violence, stalking, or sexual assault to Niagara County Community College officials or law enforcement will not be subject to Niagara County Community College's code of conduct action for violations of alcohol and/or drug use policies occurring at or near the time of the commission of the domestic violence, dating violence, stalking, or sexual assault.**”

About 1/3 ($n = 94$, 35.6%) of students were not aware of the alcohol and/or drug use amnesty in reporting sexual violence cases policy.

Figure 6. Knowledge of Policies and Procedures Continued

Were you aware of this policy before the survey?



SUNY's definition of affirmative consent includes the following:

“Affirmative consent is a knowing, voluntary, and mutual decision among all participants to engage in sexual activity. Consent can be given by words or actions, as long as those words or actions create clear permission regarding willingness to engage in the sexual activity. Silence or lack of resistance, in and of itself, does not demonstrate consent. The definition of consent does not vary based upon a participant's sex, sexual orientation, gender identity, or gender expression.

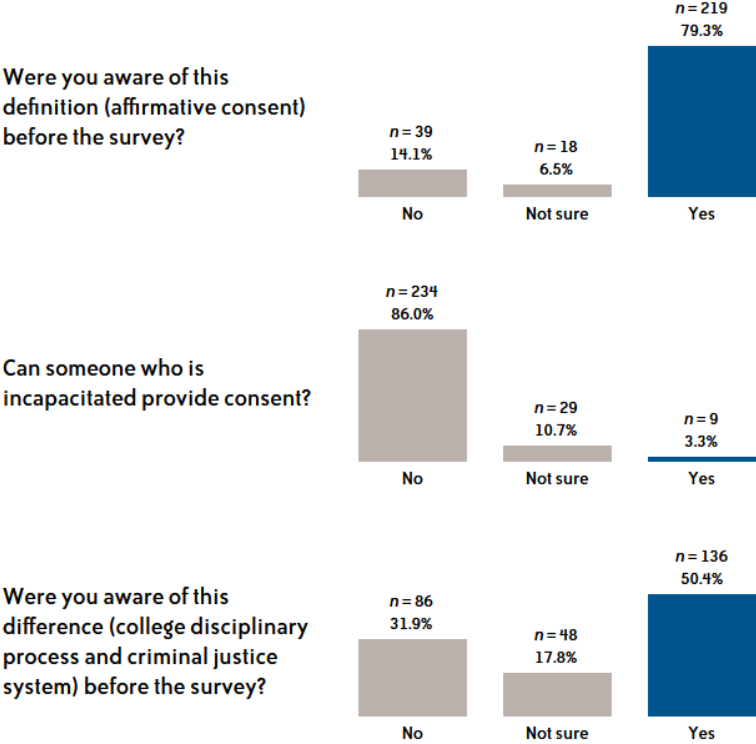
- Consent to any sexual act or prior consensual sexual activity between or with any party does not necessarily constitute consent to any other sexual act.
- Consent is required regardless of whether the person initiating the act is under the influence of drugs and/or alcohol.
- Consent may be initially given but withdrawn at any time.
- Consent cannot be given when a person is incapacitated, which occurs when an individual lacks the ability to knowingly choose to participate in sexual activity. Incapacitation may be caused by the lack of consciousness or being asleep, being involuntarily restrained, or if an individual otherwise cannot consent. Depending on the degree of intoxication, someone who is under the influence of alcohol, drugs, or other intoxicants may be incapacitated and therefore unable to consent.
- Consent cannot be given when it is the result of any coercion, intimidation, force, or threat of harm.
- When consent is withdrawn or can no longer be given, sexual activity must stop.”

As disclosed on the survey, “There are significant differences between the college disciplinary process and the criminal justice system because they have different, important goals. In the criminal justice system, prosecutors pursue cases when they believe there is sufficient evidence to prove, beyond a reasonable doubt, that an individual has committed a criminal act. A person who is convicted of a crime will face criminal penalties, such as incarceration, probation, or the imposition of a fine. The college disciplinary process seeks to determine whether an individual has violated college policy. In this process, a preponderance of the evidence standard of proof is used to determine responsibility. A person who is found to have violated college policy may be suspended, expelled or otherwise restricted from full participation in the college community. The definition of consent described about (Affirmative Consent) is different from the Penal Law definition.”

Figure 7 below displays student's awareness of affirmative consent (before the survey), student's belief regarding consent and incapacitation, and student's awareness of the differences between the college disciplinary process and the criminal justice system (before the survey).

Most students were aware of affirmative consent ($n = 219$, 79.3%), believed someone who is incapacitated cannot provide consent ($n = 234$, 86.0%), and were aware of the difference between the college disciplinary process and the criminal justice system ($n = 136$, 50.4%).

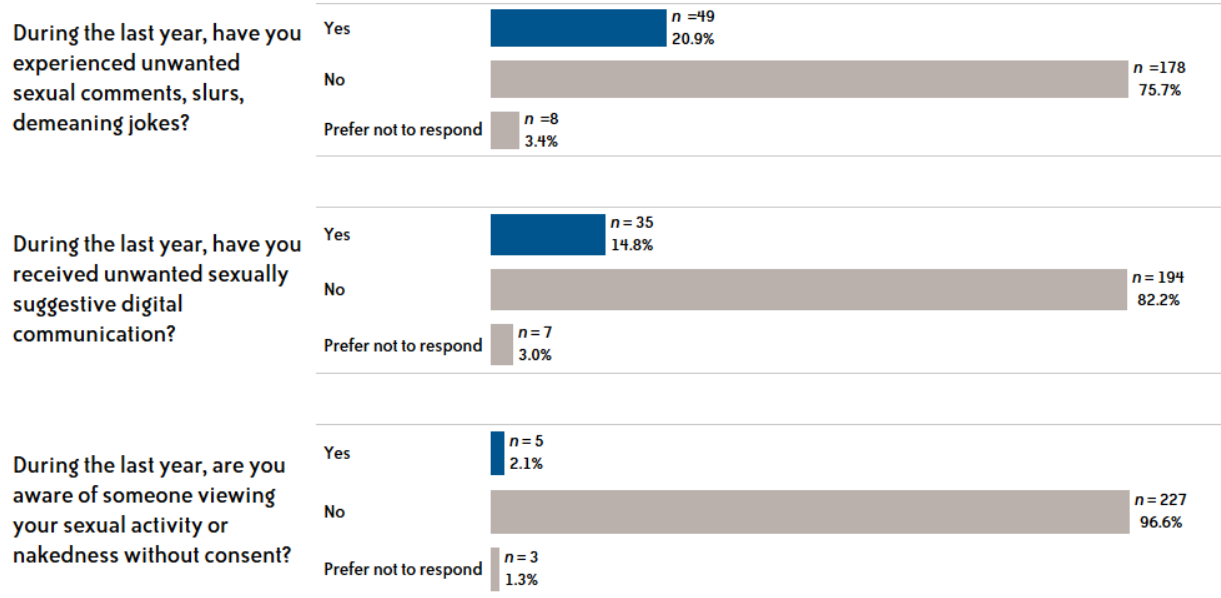
Figure 7. Affirmative Consent, College Disciplinary Process, and Criminal Justice System



Figures 8, 9, 10, 11, 12, 13, 14, 15, and 16 below present information on student’s personal experiences with sexual violence and interpersonal violence.

Over 20.0% ($n = 49$, 20.9%) of students experienced unwanted sexual comments, slurs, or demeaning jokes during the last year.

Figure 8. Personal Experiences



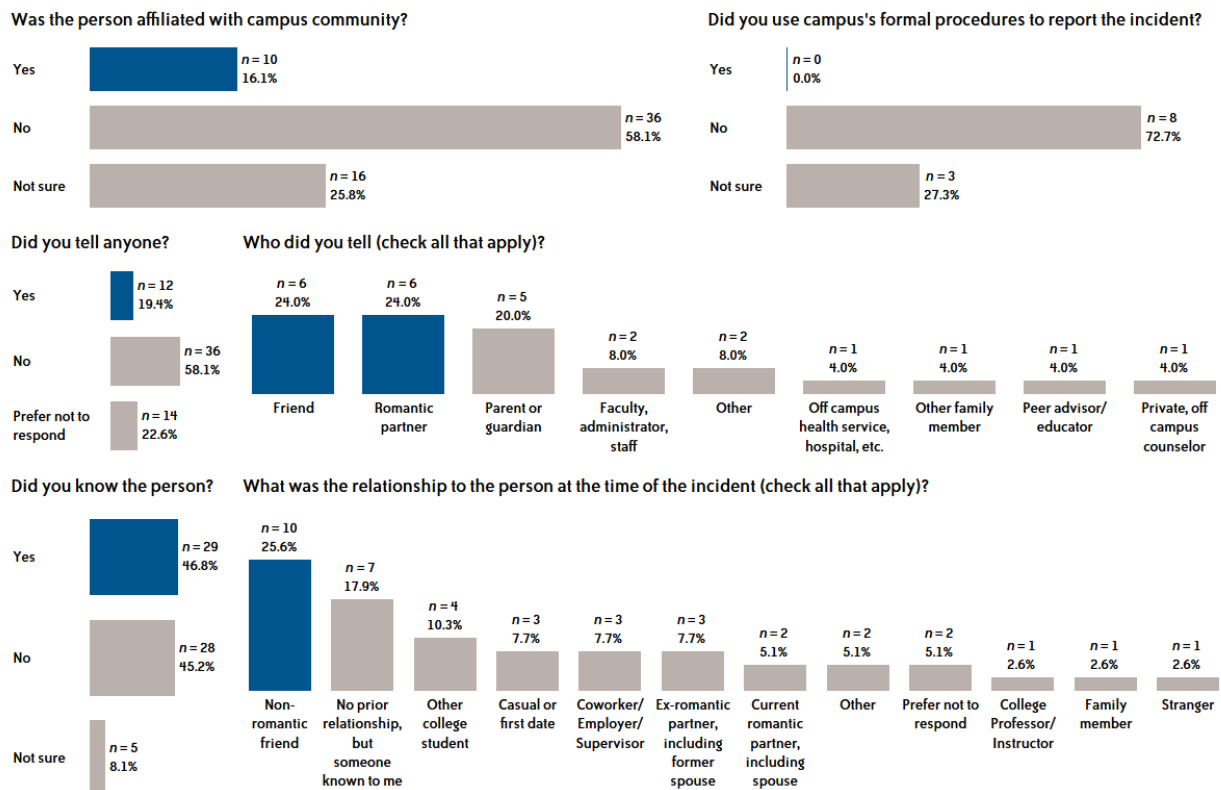
Students were asked, during the last year, if someone had attempted an act or completed an act without the student's consent. Acts attempted or completed without consent during the last year that were contained on the survey were as follows: 1) performed oral sex or forced you to perform oral sex, 2) fondled, kissed, or rubbed you, 3) removed clothes, and 4) sexually penetrated or forced you to penetrate. Figure 9 below shows students responses to attempted acts (left) and student responses to completed acts (right).

Figure 9. Personal Experiences Continued



Students were asked questions about the most recent incident of sexual violence or interpersonal violence. The offender(s) was(were) generally affiliated with the campus community ($n = 10, 16.1\%$). Survivors of the most recent incident of sexual violence or interpersonal violence did not use campus's formal procedure to report the incident ($n = 8, 72.7\%$) (three students were unsure if they used the formal procedures to report the incident). Students did report the incident ($n = 12, 19.4\%$) most often to a friend ($n = 6, 24.0\%$) or to a romantic partner ($n = 6, 24.0\%$). About half of the students ($n = 29, 46.8\%$) knew the person who attacked them, and oftentimes the attacker was a non-romantic friend ($n = 10, 25.6\%$).

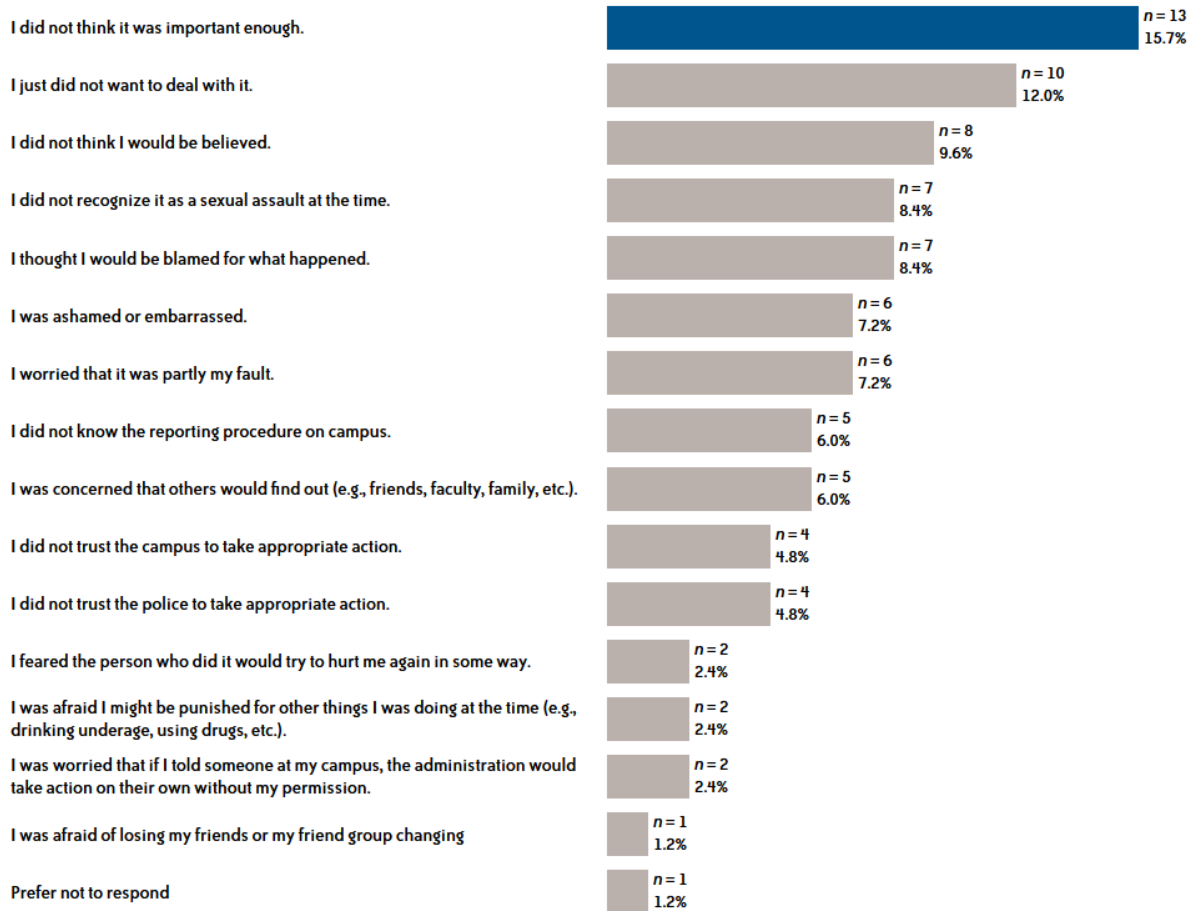
Figure 10. Personal Experiences Continued (for the most recent incident)



As shown in Figure 10, survivors of the most recent incident of sexual violence or interpersonal violence did not use campus’s formal procedure to report the incident ($n = 8, 72.7\%$) (three students were unsure if they used the formal procedures to report the incident). There are a variety of reasons for not reporting. The most common reasons for not reporting cited by students were that students did not think it was important enough ($n = 13, 15.7\%$) and students “did not want to deal with it” ($n = 10, 12.0\%$).

Figure 11. Personal Experiences Continued (for the most recent incident)

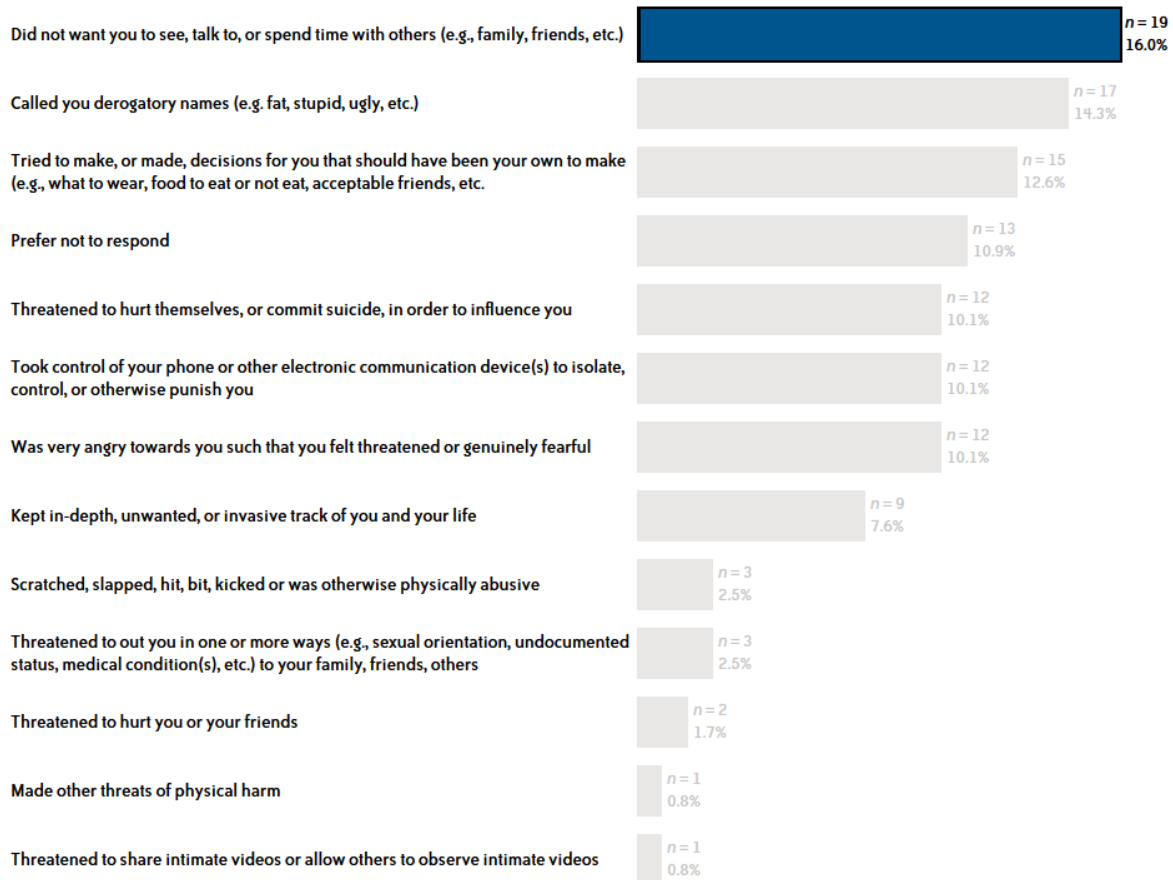
Student thoughts or concerns when deciding not to share/report (check all that apply):



Within the past year, students reported a casual, steady or serious dating or other intimate partner did not want them (student) to see, talk to, or spend time with others ($n = 19, 16.0\%$) more so than threatened to share intimate videos or allow others to observe intimate videos ($n = 1, 0.8\%$).

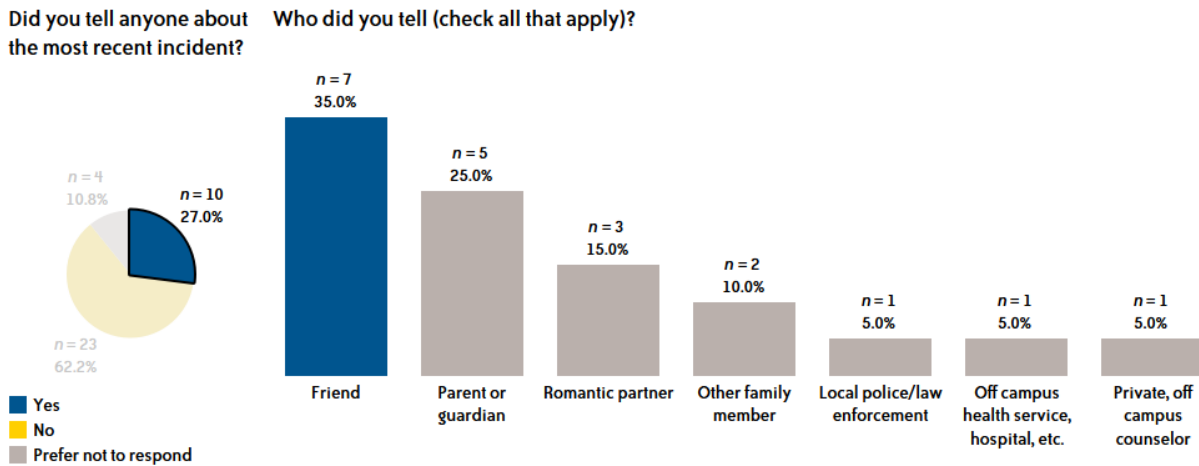
Figure 12. Personal Experiences Continued

Within the past year, has a casual, steady, or serious dating or other intimate partner done any of the following (check all that apply):

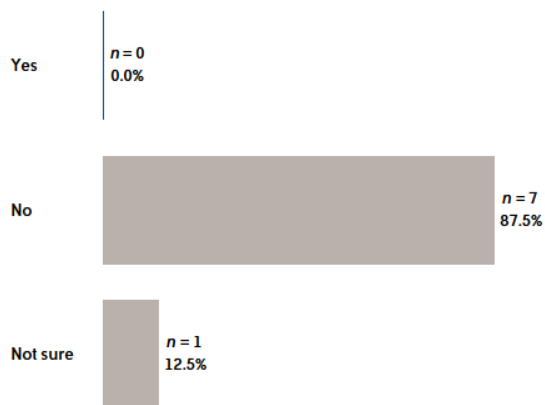


Of the students who reported a casual, steady or serious dating or other intimate partner had done any of the above (Figure 12) to them, 27.0% ($n = 10$) did tell someone about the incident. The person who was most often the confidant was a friend ($n = 7$, 35.0%) of the student. None of the students used the campus's formal procedures to report the incident ($n = 0$, 0.0%) (one student was unsure if they used the formal procedures to report the incident).

Figure 13. Personal Experiences Continued



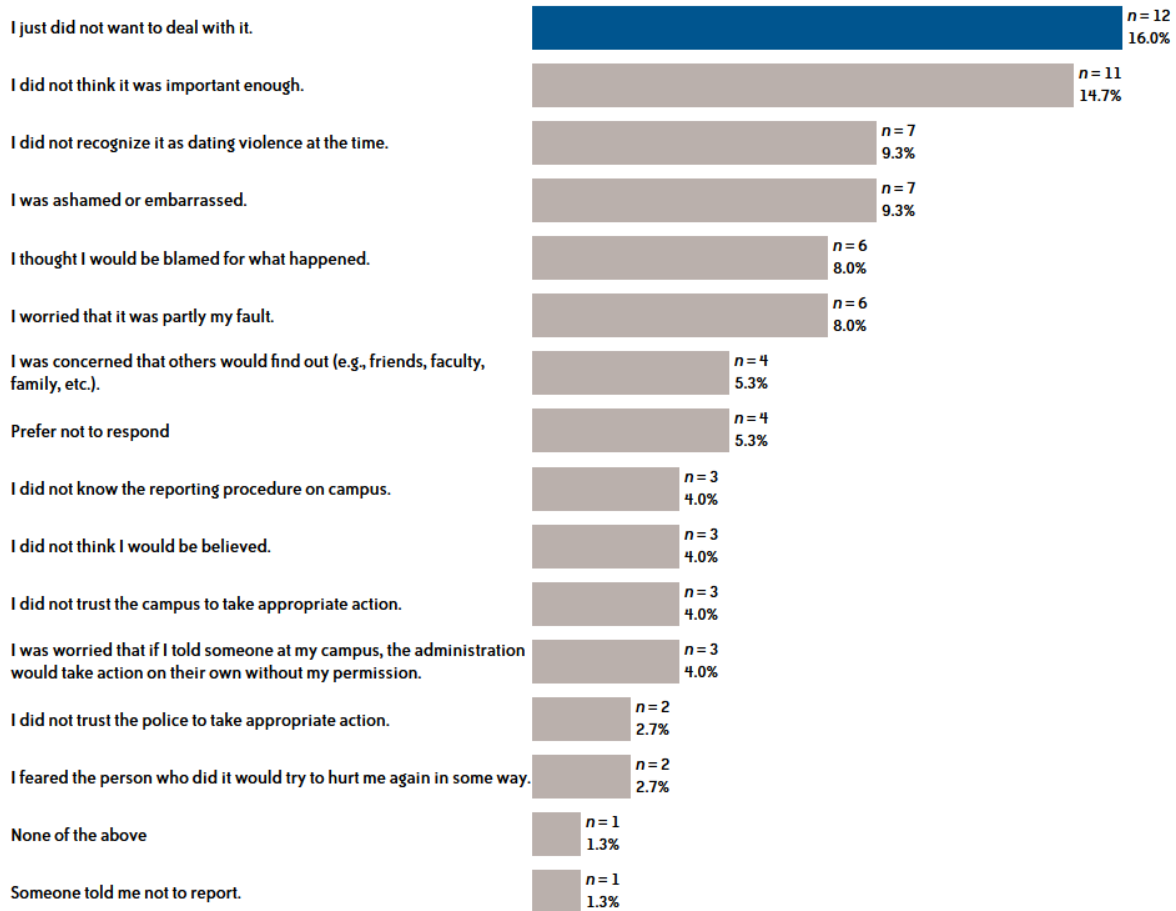
Did you use campus's formal procedures to report the incident?



There are a variety of reasons for not reporting sexual violence or interpersonal violence. The most common reason for not reporting sexual violence or interpersonal violence cited by students was because they “just did not want to deal with it” ($n = 12, 16.0\%$). Another reason students did not report their experience with sexual violence or interpersonal violence was that the incident was “not important enough” ($n = 11, 14.7\%$).

Figure 14. Personal Experiences Continued

Student thoughts or concerns when deciding not to share/report (check all that apply):

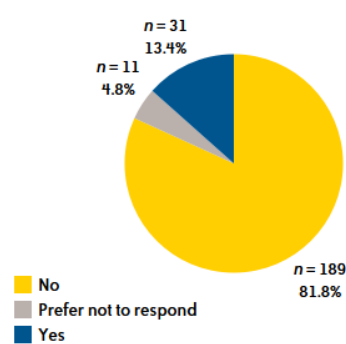


Within the past year, 13.4% ($n = 31$) of students reported that someone (stranger, friend, current partner, ex-partner) repeatedly followed, watched, or communicated with them in ways that seemed obsessive and made the student afraid or concerned for their safety. A former dating partner, sexual partner, or spouse of the student ($n = 8$, 21.1%) and non-romantic friends of the student ($n = 7$, 18.4%) were most frequently the people that repeatedly followed, watched, or communicated with the student in ways that seemed obsessive and made the student afraid or concerned for their safety.

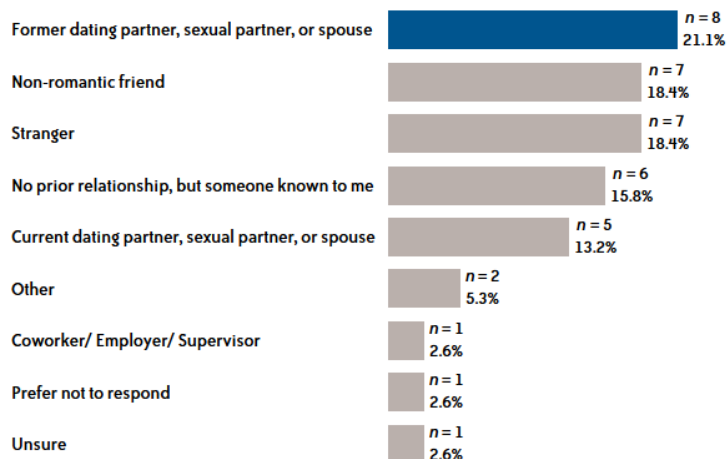
A majority of students ($n = 18$, 64.3%) did tell someone about the incident. The person who was most often the confidant was a friend ($n = 13$, 32.5%) of the student. One (5.6%) student used the campus's formal procedures to report the incident.

Figure 15. Personal Experiences Continued

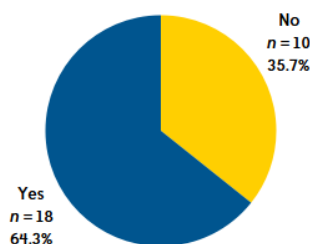
Within the past year, has anyone repeatedly followed, watched, communicated with you that made you afraid/concerned for your safety?



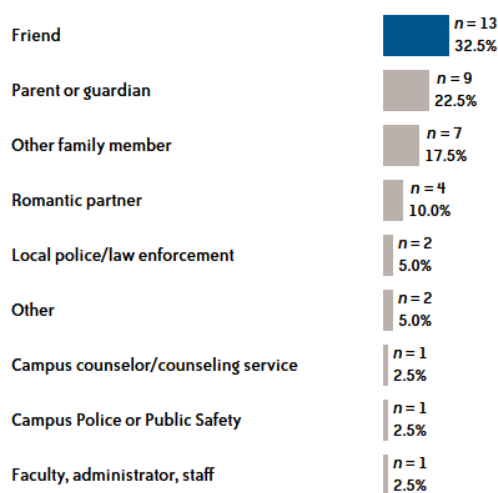
What was the relationship to the person at the time of the incident (check all that apply)?



Did you tell anyone?



Who did you tell (check all that apply)?



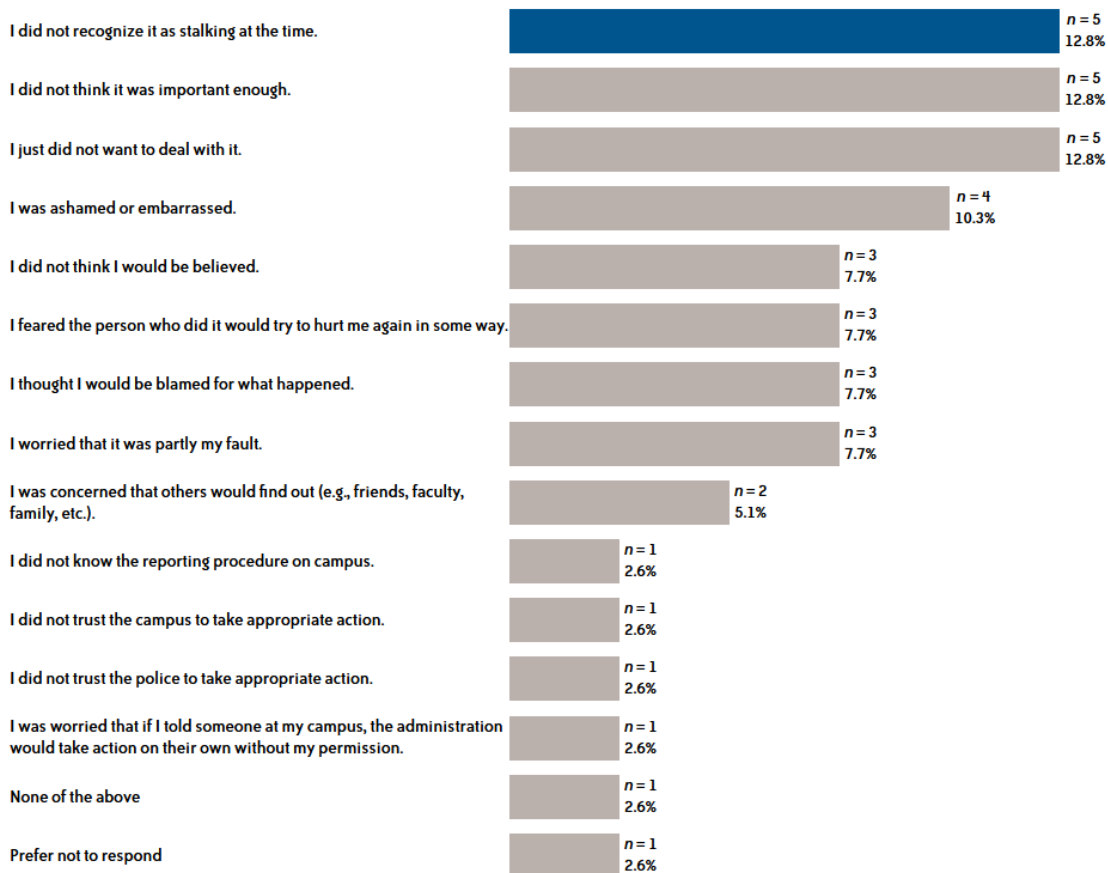
Did you use campus's formal procedures to report the incident?



Those students who did not share/report their experiences were asked to identify thoughts or concerns when deciding not to share. The top three most common thoughts or concerns were because they (the student) “did not recognize it as stalking at the time” ($n = 5, 12.8\%$), “did not think it was important enough” ($n = 5, 12.8\%$), and/or “did not was to deal with it” ($n = 5, 12.8\%$).

Figure 16. Personal Experiences Continued

Student thoughts or concerns when deciding not to share/report (check all that apply):



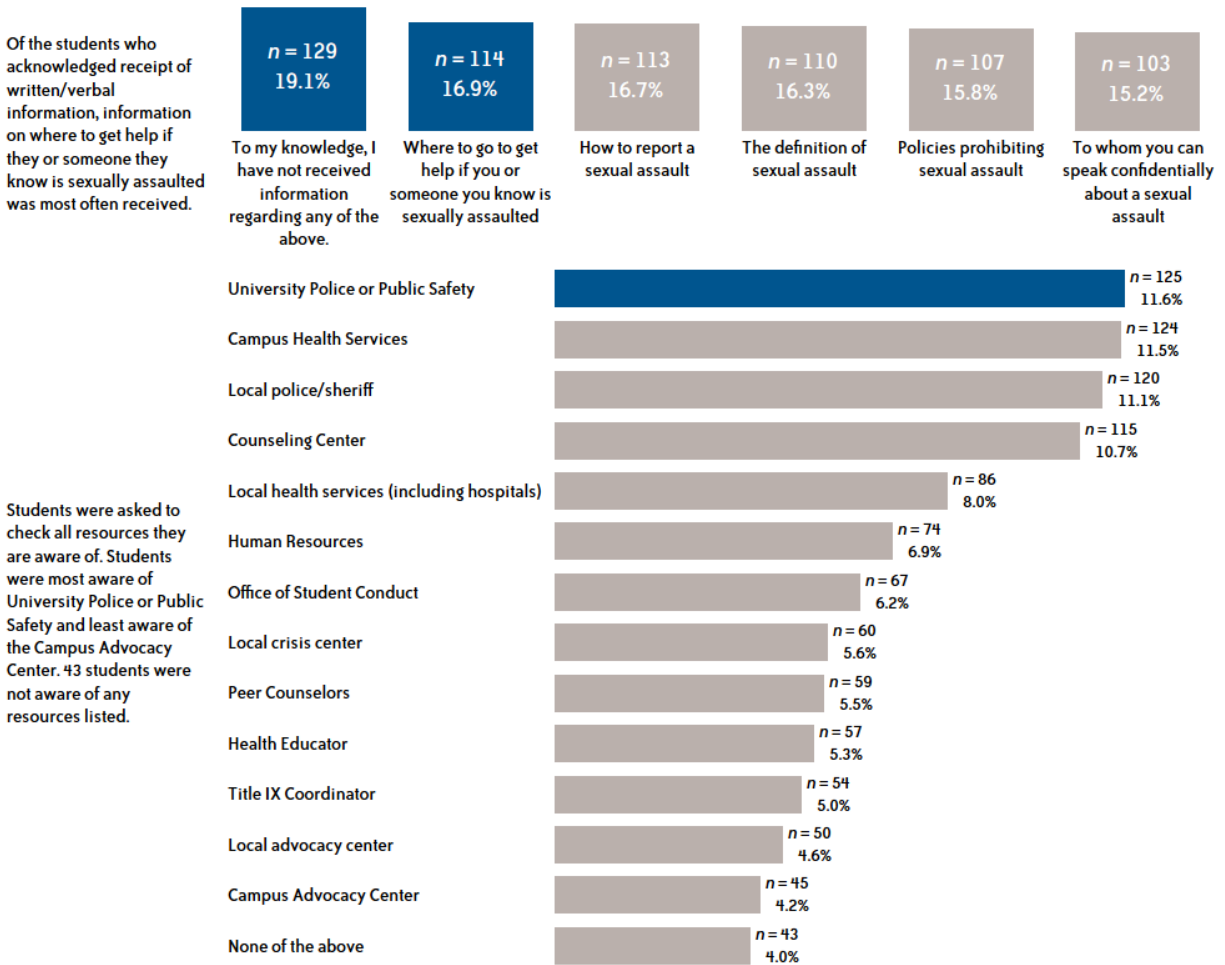
Incidents disclosed in the Climate Survey caused at least 3 students to modify their education plan.

Table 1. Modification of Education Plan

Response	n	%
Yes	Change academic program	1 10.0%
	Change academic schedule and/or housing	2 20.0%
	Leave school	2 20.0%
	Other	2 20.0%
	Transfer	3 30.0%
Subtotal	10	12.8%
No	63	80.8%
Prefer not to respond	5	6.4%
Grand Total	78	100.0%

A list was provided to students and students were asked to identify, for each item on the list, if they had received information. The following items were contained on the list: 1) The definition of sexual assault, 2) How to report a sexual assault, 3) Where to go to get help if you or someone you know is sexually assaulted, 4) To whom you can speak confidentially about a sexual assault, 5) Policies prohibiting sexual assault, and 6) To my knowledge, I have not received information regarding any of the above. Most responses indicated students, to their knowledge, had not received information regarding any of the above ($n = 129$, 19.1%). There was limited student awareness regarding the Campus Advocacy Center ($n = 43$, 4.0%). Results can be seen in Figure 17 below.

Figure 17. Student Resources



Appendix A

Student Survey Categorizations

Student Demographics (8 questions)

1. Do you currently live on or off campus?
2. What is your age group?
4. Including this current year, how many years have you been enrolled at this institution?
13. Please indicate your permanent residency:
14. What is your gender identity?
22. Which of the following best describes your sexual orientation?
23. Which of the following was true for when you first entered this college?
83. Check all that describe you:

Perceptions of Fellow Classmates (5 questions)

79. Express their discomfort if someone makes a joke about a person's body.
80. Call for help (e.g. call 911) if they hear a neighbor yelling "help".
81. Get help and resources for a friend who tells them that they have been assaulted.
82. Confront a friend who tells them that they had sex with someone who was passed out or who didn't give consent.
84. Tell a resident assistance or other campus authority about information they have that might help in a sexual assault case even if pressured by their friends to stay silent.

Knowledge of Policies and Procedures (6 questions)

6. My campus has policies and procedures specifically addressing sexual assault.
8. Which of the following incidents do you know how to report to the college? (Check all that apply)
18. Were you aware of this policy before this survey (alcohol and/or drug use amnesty in reporting sexual violence cases)?
19. To whom can a victim/survivor or witness formally disclose a sexual assault on campus? (Check all that apply)
20. Which are the roles of a Title IX Coordinator in regards to sex discrimination/sexual assault/sexual misconduct? (Check all that apply)
24. Do you know how to find the Title IX Coordinator?

Affirmative Consent, College Disciplinary Process, and Criminal Justice System (3 questions)

10. Were you aware of this definition before this survey (affirmative consent)?
11. Can someone who is incapacitated provide consent?
17. Were you aware of this difference before this survey (college disciplinary process and criminal justice system)?

Personal Experiences (30 questions)

29. During the last year, have you experienced unwanted sexual comments, sexual slurs, or demeaning jokes?
30. During the last year, are you aware of someone viewing your sexual activity or nakedness without your consent, or taking explicit pictures or recordings without your consent?

31. During the last year, have you received unwanted sexually suggestive digital communications, either words or images or both, including emails, texts, social media communications, or in letters or other written communications?
33. Attempted, but not completed (during the last year, someone fondled, kissed, or rubbed up against the private areas of your body even though you did not give consent for that activity):
34. Completed (during the last year, someone fondled, kissed, or rubbed up against the private areas of your body even though you did not give consent for that activity):
36. Attempted, but not completed (during the last year, someone removed some of your clothes even though you did not give consent for that activity):
37. Completed (during the last year, someone removed some of your clothes even though you did not give consent for that activity):
39. Attempted, but not completed (during the last year, someone performed oral sex on you or forced you to perform oral sex even though you did not give consent for that activity):
40. Completed (during the last year, someone performed oral sex on you or forced you to perform oral sex even though you did not give consent for that activity):
42. Attempted, but not completed (during the last year, someone sexually penetrated you (that is, someone put a penis or inserted fingers or objects into your vagina or anus) or were you made to penetrate even though you did not give consent for that activity):
43. Completed (during the last year, someone sexually penetrated you (that is, someone put a penis or inserted fingers or objects into your vagina or anus) or were you made to penetrate even though you did not give consent for that activity):
45. For the most recent incident, did you know the person?
46. For the most recent incident, was the person affiliated with the campus community?
47. Did you tell anyone about the most recent incident?
51. Did you use your campus's formal procedures to report the incident(s)?
53. Did you use your campus's formal procedures to report the incident(s)?
59. Did you tell anyone about the most recent incident?
63. In the past year, has anyone- from a stranger to a friend or current or ex-partner- repeatedly followed you, watched you, texted, called, written, e-mailed, or communicated with you in ways that seemed obsessive and made you afraid or concerned for your safety?
68. Did you tell anyone about the most recent incident?
71. Did you use your campus's formal procedures to report the incident(s)?
49. For the most recent incident, how would you best describe your relationship to the person(s) at the time of the incident? (Check all that apply)
52. Who did you tell about the most recent incident? (Check all that apply)
55. Did any of the following thoughts or concerns cross your mind when you decided not to report or otherwise share your experience? (Check all that apply)
57. In the past year, has a casual, steady, or serious dating or other intimate partner done any of the following to you? (Check all that apply)
61. Who did you tell? (Check all that apply)
64. Did any of the following thoughts or concerns cross your mind when you decided not to report or otherwise share your experience? (Check all that apply)
67. What was your relationship to the person(s) at the time of the incident? (Check all that apply)

70. Who did you tell about this incident where you felt afraid or concerned for your safety? (Check all that apply)
73. Did any of the following thoughts or concerns cross your mind when you decided not to report or otherwise share your experience? (Check all that apply)
75. Have any of the incidents disclosed in this survey caused you to modify your education plans?

Student Resources (2 questions)

7. Have you received written (e.g., brochures, emails) and/or verbal information (e.g., presentations, training) from anyone at your campus about the following? (Check all that apply)
26. Please indicate your awareness of the following on-campus and community resources: (Check all resources of which you are aware)